

September 21, 2018 04:01 AM GMT

## Week Ahead in Latin America

## Mexico: Revisiting the Policy Continuity Debate

Since the July 1 election Mexican stocks and currency have outperformed their peers amid rising optimism about the prospects for policy continuity – a debate we decided to revisit this week at the midpoint of the presidential transition period. Progress with US trade negotiations has clearly played a supportive role, yet the main driver behind the improved sentiment seems to be the incoming administration's softening of its tone on several of the more unorthodox aspects of its campaign platform. So with investors seemingly turning more comfortable with the future policy mix, the debate is shifting to questions about the extent and durability of this more pragmatic stance. Understanding the sequencing of policy priorities, we think, supports the case for continuity at least during the early part of the six year term: policymakers' priority seems to be pushing initiatives, some of them requiring constitutional amendments, to further consolidate the executive's ability to dictate policy. So during this period – which may extend beyond next year – we argue that any major shifts in economic policy are likely to take a back seat, thus ensuring that the pillars of Mexico's investment narrative remain largely in place.

**What's new?**

While elections dominated the debate in **Brazil**, as polls show some consolidation on voting intentions, the central bank signaled for the first time that, despite the healthy inflation outlook, if the currency continues to weaken they are ready to hike, albeit gradually. With the month-end deadline approaching, we are keeping a close eye on Canada-US trade talks which so far have failed to produce a breakthrough. While there are [major question marks](#) about the US administration's ability to get approval from congress for a bilateral deal with **Mexico**, at least the preliminary car agreement may shield Mexico from the risk of potentially stiff US auto tariffs. Busy week in **Argentina**: the finance minister presented the details of the 2019 budget to congressmen; negotiations may last several weeks but early signs from provincial governors were positive. On the data front, the August budget figures keep showing the government tightening the fiscal belt while the second quarter GDP showed a strong contraction in the economy on the back of the impacts from the drought and the onset of the confidence crisis. **Colombia's** July manufacturing and retail sales reports kept showing the economy growing at a moderate pace; the trade balance report for the period, meanwhile, confirms that the external adjustment has run its course: the current account is likely to remain close to the 3% of GDP handle for now. In **Peru**, political tension eased after the executive won a vote of confidence from congress backing his reform initiatives aimed at addressing corruption, including stricter rules for campaign financing and a ban on reelection of legislators.

**What's next?**

MORGAN STANLEY C.T.V.M. S.A.

**Arthur J Carvalho**

ECONOMIST

Arthur.Carvalho@morganstanley.com

+55 11 3048-6272

MORGAN STANLEY &amp; CO. LLC

**Luis A Arcentales, CFA**

ECONOMIST

Luis.Arcentales@morganstanley.com

+1 212 761-4913

MORGAN STANLEY C.T.V.M. S.A.

**Fernando D Sedano**

ECONOMIST

Fernando.Sedano@morganstanley.com

+55 11 3048-6605

**Thiago A. Machado, CFA**

ECONOMIST

Thiago.Machado@morganstanley.com

+55 11 3048-6249

**Lucas B Almeida**

ECONOMIST

Lucas.Almeida@morganstanley.com

+55 11 3048-6026

For important disclosures, refer to the Disclosure Section, located at the end of this report.

In **Brazil**, elections should remain in the spotlight, but we have a series of important data points in this coming week, from balance of payments to fiscal figures. We believe the minutes from the central bank on Tuesday could shed a little more clarity on what is the pain threshold from the BCB to finish its stimulative policy. The IGAE for the month of July should confirm that, after a contraction in the second quarter, activity in **Mexico** is normalizing, moving back to a positive, moderate growth path; inflation, which has been surprising to the upside since May, should move above the 5.0% threshold in the first half of September – this should mark the peak for the annual rate of headline inflation. Some of the currency strength seen this week in **Argentina** may be linked to some opinions that negotiations on the updating of the IMF package deal are advanced and, on top of the anticipation of disbursements, may come with an expansion of the credit line; we will keep you posted. **Colombia's** central bank hosts another policy decision: we expect rates to remain on-hold for the time being as unfavorable external conditions do not favor easing despite domestic inflation remaining well behaved and activity still running below potential. The September 5 minutes is the highlight from **Chile**, which could provide important clues on whether the new hawkish guidance that tightening may start "in coming months" potentially involves an October move – which swaps are fully pricing in – or whether it was meant to reinforce previous guidance that the first hike would likely take place in December.

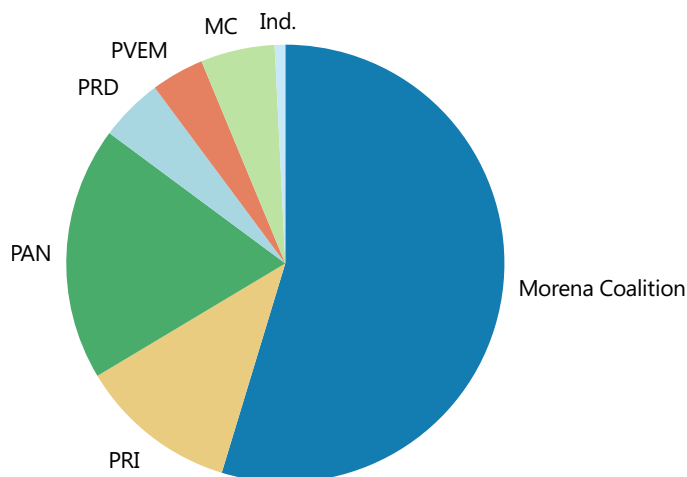
Saludos,

Arthur Carvalho  
Luis Arcentales  
Fernando Sedano  
Thiago Machado  
Lucas Almeida

# Mexico: Revisiting the Policy Continuity Debate by Luis Arcentales and Nikolaj Lippmann

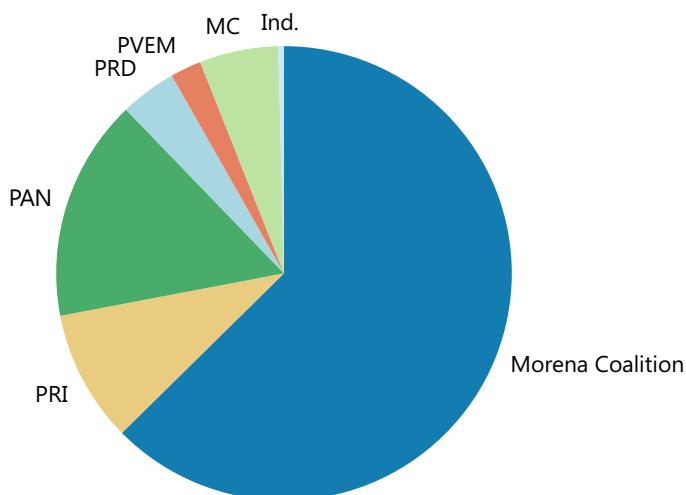
**Nearly halfway through the five-month-long presidential transition period, the debate about policy continuity in Mexico remains very much alive.** And that should not come as a surprise given the wide latitude to bring about policy changes that the incoming administration is likely to command. Voters handed a historically strong mandate to the president-elect (see [“Mexico: Strong Mandate and Fundamentals, but Uncertainty Lingers,”](#) July 2, 2018). The coalition led by his party, moreover, enjoys a majority in both chambers of congress (see [Exhibit 1](#) and [Exhibit 2](#)). Though still short of the two-thirds threshold required for constitutional amendments, an apparent lack of effective opposition – the other two main parties endured major setbacks on July 1 – should allow space for the next administration to reach consensus with other congressional groups to advance its initiatives, even constitutional ones. Importantly, the coalition also controls over half of state parliaments (19 out of 32), which removes one of the hurdles to pushing through constitutional changes.

**Exhibit 1:** Mexico: Senate Composition (% of seats)



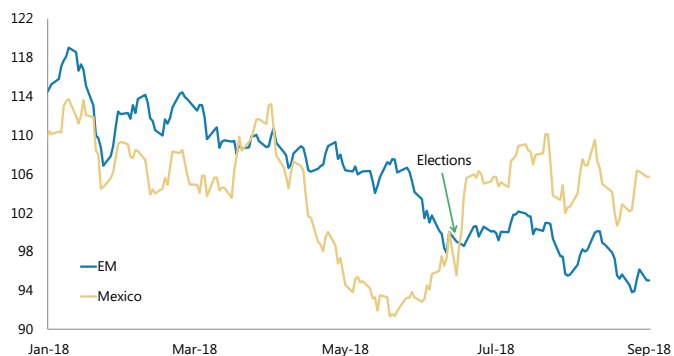
Source: Mexican Congress

**Exhibit 2:** Mexico: Lower House Composition (% of seats)



Source: Mexican Congress

**Exhibit 3:** Mexico: MSCI Mexico versus MSCI EM (June 29 = 100)

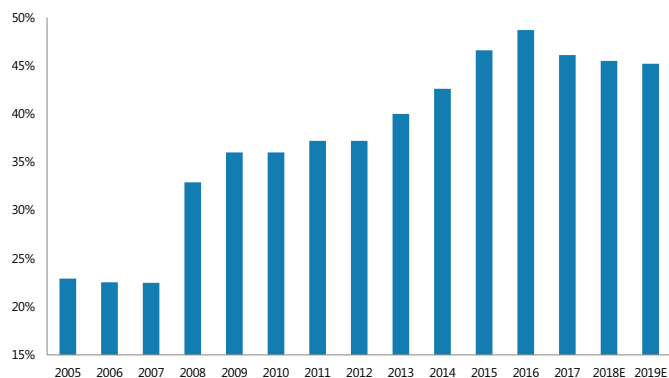


Source: MSCI

**Despite the ability to reshape the policy mix that a strong mandate provides to the incoming administration, there seems to be growing optimism since the election about the prospects for policy continuity** in areas such as fiscal management and trade. The stock market has been gaining ground, outperforming the emerging market benchmark (see [Exhibit 3](#)). Since the election, the peso has been the best-performing major emerging market currency versus the dollar, and this favorable performance across various asset classes has coincided with a meaningful decline in volatility. The feedback from both companies and investors attending our Latin America conference in London last week, moreover, supported our view that investors are becoming more

comfortable with the future policy mix (see “Latin America: Macro Notes from London,” in Week Ahead in Latin America, September 14, 2018).

**Exhibit 4:** Mexico: Public Sector Gross Debt (as % of GDP)



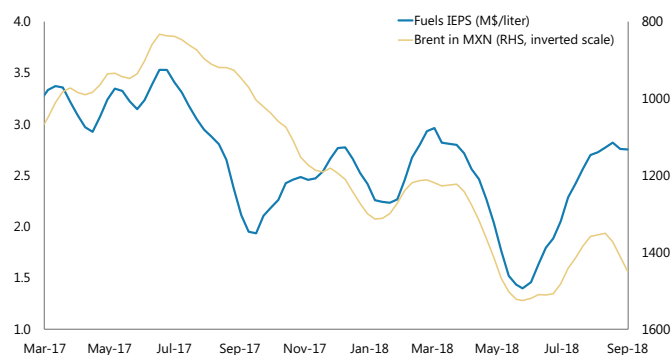
Source: SHCP

**It is not hard to pinpoint reasons behind the improved post-election sentiment,** in our view. Probably the most important

factor is the incoming administration's softening its tone on several of the more unorthodox aspects of the campaign platform. The next administration is reviewing expert opinions about the viability of Mexico City's new airport. While the final decision on the airport is likely to be a political rather than a technical one, this review process represents a shift from campaign calls for an immediate cancellation of the project. Oil auctions scheduled for September were postponed, but apparently not permanently scrapped. Even as the next administration keeps signaling its intention to expand the role of the state in the energy sector, it seems that foreign and private

companies – who were awarded over 100 contracts for oil & gas exploration and production since 2015 – will be allowed to continue operating. Though details about the costs and timelines are lacking, the original promise to build new refineries seems to have been scaled back. Last, prospective members of the economic team continue to emphasize the importance of central bank independence and maintain healthy fiscal accounts as a prerequisite for macro stability. While specifics about new social programs and other spending commitments remain unclear, a legislator leading the largest block in congress recently previewed that the 2019 budget would include the parameters from the preliminary guidelines presented in March, such as borrowing requirements (2.5% of GDP) and a primary surplus (0.9% of GDP), which in our view would allow debt ratios to maintain a gradually improving trend (see Exhibit 4).

**Exhibit 5:** Mexico: Fuels IEPS and Brent in Local Currency (4-week rolling)



Source: SHCP, EIA, Morgan Stanley Latam Economics

**We believe one sign that the pledge to submit a conservative 2019 budget may be credible is the recent jump in fuel taxes.**

From a low of M\$1.1 per liter of regular gasoline in May, taxes are now approaching M\$3.0 per liter – a difference representing additional revenues of 0.5% of GDP for the government over a year. The tax hike, it is worth highlighting, has come despite increases in fuel prices (due to both higher crude benchmarks and the exchange rate); in fact, the last time fuel costs were at current levels, taxes were between one-quarter and one-third lower than they are today (see Exhibit 5). Without obvious political incentives for the current administration to push up taxes and thus prices at the pump, we suspect that behind the tax hike could be an understanding between the current and next administrations about the importance of this revenue stream for public coffers – amounting to some 5% of the budget (equivalent to 1.1% of GDP) in the past year.

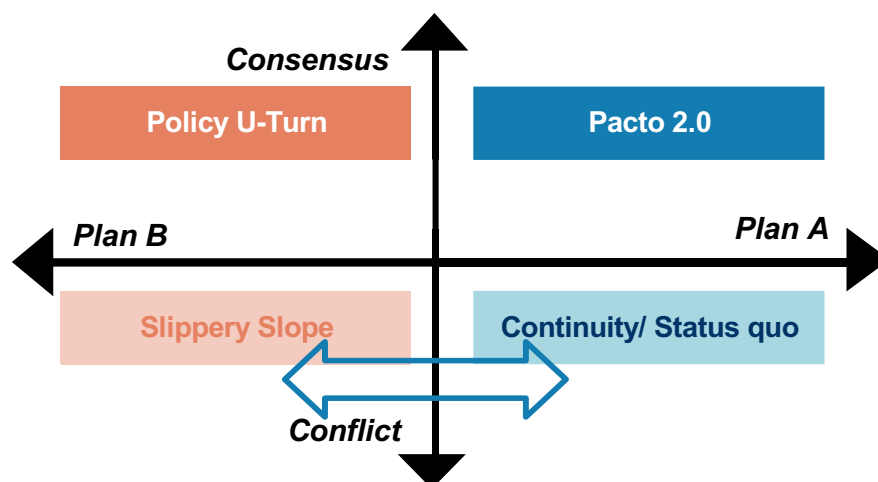
**Trade-negotiation progress with the US has also been supportive of Mexico's**

**investment narrative.** Uncertainty regarding NAFTA has been a drag on sentiment and investment, which is likely to ease now that both countries have reached a preliminary understanding (see “Mexico: NAFTA 1.1 – Lighter than a 2.0 Reboot,” August 30, 2018). Of course, the jury is still out on how Mexico's auto sector will evolve in response to new requirements for increasing local sourcing (to 75%) and greater content from higher-paid

workers (40-45%); the endgame seems to be a switch to more costly suppliers that would entail an adjustment in Mexico (see [“NAFTA Remix and Autos: Sentiment over Substance?”](#) August 29, 2018). That said, we still see any deal – even such as the current one that involves concessions by Mexico – as a better outcome than no deal at all. Moreover, even if the auto-sector agreement leaves Mexico at a disadvantage vis-à-vis current conditions, having a preliminary deal in place may be enough to shield Mexico’s existing production from the risk of potentially stiff US tariffs on all auto imports under Section 232. To be clear, our US public policy team sees multiple barriers to US congressional approval of a deal that excludes Canada; if that were the case, their base scenario would be for NAFTA 1.0 to remain in place and for negotiations to carry on (see [“US Public Policy: Trade FAQs – NAFTA, China and Autos,”](#) September 12, 2018).

**While Mexico watchers (and asset prices) are welcoming tentative signs of policy continuity, there is still plenty of questioning about the extent and durability of the apparent commitment to this more orthodox policy path.** Based on our conversations, investors seem to assume that policy will deteriorate over time, shifting gradually from the “status quo” toward the “slippery slope” scenarios of our electoral-cum-policy framework (see [Exhibit 6](#) and [“Mexico: Mexico’s Choice Between Plan A and B: Elections, Institutions and Policy Continuity,”](#) April 8, 2018). More specifically, Mexico watchers frequently argue that the incoming administration’s redistribution imperative will add pressure on public coffers, undoing the fiscal-consolidation efforts of recent years that successfully put debt ratios on a downward path since 2017. The goal of greater state intervention, moreover, would likely lead to at least a slowdown in the opening of the energy sector or, at worst, to a reversal of energy reform, with negative implications for potential growth. Regarding expectations for this shift to be a slow process, Mexico watchers often provide reasons ranging from the challenges of changing current structures – such as a reengineering of public spending, of which over 90% is earmarked, based on our estimates – to the relative inexperience of prospective members of the incoming government and the vagueness of many of the potential policy initiatives, which may reflect a lack of consensus within the next administration.

**Exhibit 6:** Mexico: Morgan Stanley Research Potential Scenarios



Source: Morgan Stanley Research

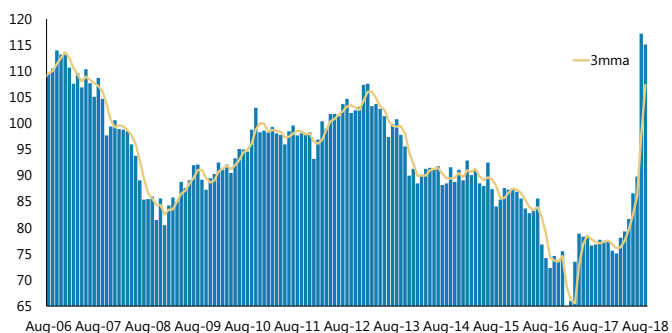
**To better understand continuity prospects, it is helpful to focus on the broader**

**political picture and the likely sequencing of policy priorities, which lend support to the case for economic policy continuity early on**, in our view. The election results yielded a concentration of power to an extent that Mexico has not seen in decades. Several initiatives that the incoming administration seems to be considering – some of which may be presented to congress in the current session that began September 1 – appear aimed at providing the executive with tools to further consolidate its ability to direct policy by removing existing barriers. These may include plans to amend the rules regulating referenda to remove current limits to their scope – issues that may impact fiscal accounts or electoral laws, for example, are unconstitutional – and to their timing (currently, they have to be held in conjunction with elections). The creation of new posts of state coordinators – who will act as liaisons between the federal and state governments, replacing current federal delegates – may expand the executive’s influence since these new officials may have oversight over social programs and possibly transfers to states. In Mexico, states – most of which are controlled by opposition governors – raise very little revenue of their own (roughly one-tenth of their total spending), thus relying overwhelmingly on transfers from the federal government. Congress is already discussing a motion that would strip public servants of immunity and may push for classifying corruption as a “severe” crime (no right to freedom on bail), without yet advancing pending initiatives to strengthen the autonomy of the office of the attorney general, for example.

**With such political initiatives likely to remain a priority early in the six-year term, we suspect that any major shifts to the economic policy direction could take a backseat.**

Congress has made rapid progress with austerity measures, such as capping salaries and benefits of public servants, for example, but many of the other probable initiatives that the incoming administration has hinted at advancing, either now or after December 1, could require constitutional amendments. While a strong mandate likely allows room to pass such constitutional changes, the process tends to be more lengthy as it requires additional steps vis-à-vis other proposals. For example, education reform took nine months to approve (including the enabling laws), whereas the energy reform took a full year. During this period at least, our sense is that the fiscal policy stance is likely to remain largely inertial, meaning without major deviations from the conservative path presented in the preliminary guidelines, including a stable deficit and a primary surplus. And areas such as energy may be subordinate to the finance ministry – in close coordination, as has been the case since 2016 – whose prospective members have highlighted their intention to maintain a prudent fiscal stance.

**Exhibit 7: Mexico: Consumer Confidence - Country Outlook**  
(seasonally adjusted, Jan/2003 = 100)



Source: INEGI, Morgan Stanley Latam Economics

**Ultimately, the incoming administration will be judged by its ability to address Mexico’s most pressing challenges**, principally shortcomings with the rule of law, public security, and delivering more inclusive growth – all of which were issues that ranked highly with voters. The population has high expectations, as shown by the historic post-election gain in how Mexicans see the future outlook for the country (see Exhibit 7). Whether the apparent move to centralize power represents a step towards more forceful efforts to tackle these shortcomings remains to be seen. Successfully addressing these challenges likely requires building stronger institutions and tackling barriers that hinder productivity, objectives that would be well served by preserving the main pillars of Mexico’s investment narrative – trade

openness, an independent central bank, prudent fiscal policy, and allowing reforms, such as energy, to advance. At least during the early period of the term, when political initiatives should be the focus of policymakers, and possibly beyond, we see scope for these pillars to remain in place.

## Bottom Line

Halfway through the government transition period, there seems to be growing optimism among Mexico watchers regarding the prospects for policy continuity. The main driver of this improved sentiment has been the incoming administration's softening of its tone on several of the more unorthodox aspects of its campaign platform. Against this backdrop, more Mexico watchers have been questioning the extent and durability of this more pragmatic stance. While the situation remains fluid, we argue that understanding the sequencing of policy priorities supports the case for continuity at least during the early part of the six-year term. Policymakers' priority seems to be pushing initiatives to further consolidate the executive's ability to dictate policy; during this period, which may extend beyond next year, any major shifts to the economic policy direction are likely to take a backseat, thus ensuring that the pillars of Mexico's investment narrative remain largely intact.

## O Que Aconteceu? / ¿Qué Pasó?

## Recent Economic Releases (Sep 14 - Sep 20)

## Argentina

**GDP (2Q)****Actual: -4.2% y-o-y; Consensus: -4.2% y-o-y**

Activity sank 4.0% q-o-q, the strongest contraction since late 2008, thanks to the impact from the drought which led to a 14.2% q-o-q fall on export volumes. Broader set of figures also discouraging such as investment (-6.9% q-o-q) and private consumption (-1.1%) as confidence crisis starts to take toll on growth.

**Unemployment Rate (2Q)****Actual: 9.6%; Consensus: 9.0%**

Unemployment rose by 0.9 pp. versus same period a year ago and touched the highest level since current administration took office. The occupation rate shrank at the margin but still remains above levels seen a year ago (41.9% in 2Q2018 versus 41.5% in 2Q2017), but underemployment began rising.

**Budget Balance (August)****Actual: -Ar\$ 10.4 billion; Consensus: n/a**

Fiscal adjustment on track: revenues (+32.3% y-o-y) grew in line with inflation in period while primary spending (+20.8% y-o-y) is adjusting on the back of further cuts in the capex (+2.1% y-o-y) and opex (+14.1%) bills. YTD primary deficit at -0.9% of GDP, half the 1.8% level seen in same period a year ago.



## Brazil

**Monetary Policy Meeting****Actual: 6.50%; Consensus: 6.50%**

In a hawkish tone, the central bank decided to keep rates unchanged at 6.50%. The monetary authority recognizes that if the currency stays at weak levels, following the election results, and this moves inflation expectations for 2019, they would be ready to hike rates.

**GDP Proxy (IBC-Br) (July)****Actual: 2.6% y-o-y; Consensus: 1.9% y-o-y**

Despite all coincident indicators contraction in July, GDP Proxy increased sequentially by 0.6% m-o-m. Industrial production (-0.2%), broad retail sales (-0.4%) and services sector (-2.2%) deteriorated and only agriculture edge up (0.3%). This number comes on the back of the recovery from the truckers' strike.

**IGP-10 - FGV (September)****Actual: 1.20% m-o-m; Consensus: 0.77% m-o-m**

IGP-10 accelerated to 1.20% m-o-m from 0.51% last month. Upward pressures came from agriculture wholesale prices (2.23% from 0.42%), due to the recent FX depreciation and air fares tariffs (+20.93% from -14.78%). On the opposite direction, electricity tariffs prices decelerated by 0.53% from +3.57%.



## Colombia

**Industrial Production (July)****Actual: 3.5% y-o-y; Consensus: 2.9% y-o-y**

Manufacturing posted shy +0.2% sequential bounce – leaving output at the start of 3Q largely unchanged versus the 2Q average. Roughly three-fourths of sub-sectors (29 out of 39) posted positive annual growth, the same ratio seen throughout the prior quarter.

**Retail Sales (July)****Actual: 3.2% y-o-y; Consensus: 5.5% y-o-y**

Pace of annual growth moderated at the start of 3Q – second quarter ran at a strong 6.2% clip – yet growth remains broad with 12 in 16 product classes posting positive annual growth. Main drivers remain the food and auto sectors, likely benefitting from encouraging price trends in their respective categories.





**Consumer Confidence (August)****Actual: 4.7; Consensus: 9.0**

Sentiment keeps losing steam down 5.1 points at the margin (and -10.8 since June peak) driven by losses on expectations component (9.4), likely related to wearing off of post-electoral optimism. Important to watch for signs of deceleration on consumer front.

**Trade Balance (July)****Actual: -\$558 million; Consensus: -\$600 million**

Trade adjustment likely ran its course, rising by \$96 million versus year ago. Energy segment keeps driving export growth – up 16.2% y-o-y lifted by oil's 45.8% y-o-y expansion – with lackluster performance elsewhere; imports rising across the board (+15.9% y-o-y) posting double-digit growth on all classes.

**Mexico****GDP - Supply and Demand (2Q)****Actual: 4.0% y-o-y; Consensus: 3.4% y-o-y**

The economy contracted -0.2% from first-quarter levels dragged by a drop in fixed investment (-0.7%) – both private and public and outlays shifted lower – and a surprising stagnation in private consumption (-0.1%). Exports the bright spot (+2.3%), posting strong gains for the third straight quarter.

**Peru****GDP (July)****Actual: 2.3% y-o-y; Consensus: 2.3% y-o-y**

Activity contracted sequentially for second straight month, wiping out near half the gains enjoyed during the period of surprisingly strong growth of March-May. Most downside came from fishing and mining; non-commodity sectors holding up better staying near flat in past two months.

**Unemployment Rate (August)****Actual: 6.1%; Consensus: 6.1%**

Seasonally-adjusted unemployment rate holding up slightly above 6.0%, the lowest level since late 2014. August jobs moved slightly lower (off -0.4% sequential), but last month's dip comes after very strong gains over the past half year that brought overall employment levels to near historic highs.

Source: Government data, Morgan Stanley Latam Economics

## What's Next? – Upcoming Data Releases (Sep 21 - Sep 28)

## Friday, Sep 21

	MS Forecast/ Consensus	Last <sup>2</sup>
<b>Brazil</b>		
CAGED - Formal Job Creation (August) <sup>1</sup>	n/a n/a	47,319
IPCA-15 (September) (See <a href="#">Exhibit 8</a> )	0.15% m-o-m 0.18% m-o-m	0.13% m-o-m
Tax Collections (August)	n/a n/a	R\$ 129.6 billion
<b>Colombia</b>		
Economic Activity Index (July) (See <a href="#">Exhibit 9</a> )	n/a 3.0% y-o-y	2.9% y-o-y
<b>Mexico</b>		
Retail Sales - INEGI (July)	n/a 2.8% y-o-y	3.7% y-o-y

## Monday, Sep 24

	MS Forecast/ Consensus	Last <sup>2</sup>
<b>Brazil</b>		
FGV - Consumer Confidence (September)	n/a n/a	83.8
Current Account Balance (August) (see <a href="#">Exhibit 10</a> )	-\$1.7 billion n/a	-\$4.4 billion
<b>Chile</b>		
Monetary Policy Minutes (see <a href="#">Exhibit 11</a> )	n/a n/a	n/a
<b>Mexico</b>		
CPI (1H September) (See <a href="#">Exhibit 12</a> )	0.32% 1H/2H 0.35% 1H/2H	0.30% 2H/1H

Tuesday, Sep 25

	MS Forecast/ Consensus	Last <sup>2</sup>
<b>Brazil</b>		
Monetary Policy Minutes (See <a href="#">Exhibit 13</a> )	n/a n/a	n/a
CPI-FIPE (Third Preview) (Aug 23 - Sep 22)	n/a n/a	0.30 m-o-m
<b>Mexico</b>		
IGAE (July) (See <a href="#">Exhibit 14</a> )	2.6% y-o-y n/a	1.1% y-o-y

Wednesday, Sep 26

	MS Forecast/ Consensus	Last <sup>2</sup>
<b>Argentina</b>		
Economic Activity Index (EMAE) (July) (See <a href="#">Exhibit 15</a> )	n/a n/a	-6.7% y-o-y
Trade Balance (August)	n/a n/a	-\$789 million
<b>Brazil</b>		
Credit Indicators (August)	n/a n/a	n/a
<b>Chile</b>		
Retail Sales - CNC (August)	n/a n/a	-2.2% y-o-y
<b>Mexico</b>		
Unemployment Rate (August)	3.6% n/a	3.5%

Thursday, Sep 27

	MS Forecast/ Consensus	Last <sup>2</sup>
<b>Argentina</b>		
Consumer Confidence (September)	n/a n/a	36.25
Balance of Payments (2Q) (See <a href="#">Exhibit 16</a> )	-\$9.0 billion n/a	-\$9.6 billion
<b>Brazil</b>		
FGV - Business Confidence (September)	n/a n/a	99.7
IGP-M (Final) (September)	n/a n/a	0.70% m-o-m
Inflation Report (3Q) (See <a href="#">Exhibit 17</a> )	n/a n/a	n/a
<b>Mexico</b>		
Trade Balance (August)	n/a n/a	-\$2.9 billion

Friday, Sep 28

	MS Forecast/ Consensus	Last <sup>2</sup>
<b>Brazil</b>		
National Unemployment Rate (August) (See <a href="#">Exhibit 18</a> )	12.2% n/a	12.3%
Primary Budget Balance (August) (See <a href="#">Exhibit 19</a> )	-R\$ 25.6 billion n/a	-R\$ 3.4 billion
<b>Chile</b>		
Unemployment Rate (August) (See <a href="#">Exhibit 20</a> )	7.1% n/a	7.3%
Manufacturing Output (August)	2.9% y-o-y n/a	-1.4% y-o-y
Mining Output (August)	n/a n/a	-2.5% y-o-y
<b>Colombia</b>		
Monetary Policy Meeting (See <a href="#">Exhibit 21</a> )	4.25% 4.25%	4.25%
Urban Unemployment Rate (August)	n/a n/a	10.1%
<b>Mexico</b>		
Bank Credit to the Private Sector (Real) (August)	n/a n/a	7.0% y-o-y
Tax Revenues (Real) (August) (See <a href="#">Exhibit 22</a> )	n/a n/a	3.6% y-o-y

n/a = not available or not applicable

<sup>1</sup> Earliest possible release date<sup>2</sup> Last denotes last published data by a non-Morgan Stanley source.

Source: Morgan Stanley Latam Economics estimates

## On the Horizon

	AR	BR	CL	CO	MX	PE	VE	Region**
<b>Real GDP growth (%)</b>								
2015	2.7%	-3.8%	2.3%	3.1%	3.3%	3.3%	-6.2%	0.2%
2016	-2.2%	-3.6%	1.3%	2.0%	2.9%	3.9%	-16.5%	-0.4%
2017	2.9%	1.0%	1.5%	1.8%	2.0%	2.5%	-15.6%	1.7%
2018E	-2.3%	1.5%	3.7%	2.5%	2.0%	3.3%	-15.8%	1.5%
2019E	0.1%	2.1%	3.3%	3.0%	2.3%	3.4%	-12.4%	2.2%
<b>Inflation (year-end, %)</b>								
2015	26.9%	10.7%	4.4%	6.8%	2.1%	4.4%	181%	9.1%
2016	39.3%	6.3%	2.7%	5.7%	3.4%	3.2%	482%	8.7%
2017	24.8%	2.9%	1.9%	4.1%	6.8%	1.4%	1829%	6.5%
2018E	41.4%	4.3%	2.6%	3.2%	4.0%	2.0%	857604%	8.1%
2019E	24.4%	4.6%	3.0%	3.3%	3.3%	2.6%	26266146%	6.1%
<b>FX rate (year-end vs. US\$)</b>								
2015	12.94	3.90	707	3149	17.21	3.41	6.3	
2016	15.87	3.15	667	3001	20.73	3.35	n/a	
2017	18.60	3.31	615	2984	19.64	3.24	n/a	
2018E	44.00*	3.90*	630*	3000*	20.50*	3.26*	n/a	
2019E	48.00*	3.40*	555*	2740*	18.00*	3.15*	n/a	
<b>Current account balance (% GDP)</b>								
2015	-2.7%	-3.4%	-1.9%	-6.4%	-2.5%	-4.8%	n/a	-3.3%
2016	-2.7%	-1.3%	-1.4%	-4.4%	-2.1%	-2.7%	n/a	-2.0%
2017	-4.8%	-0.5%	-1.5%	-3.4%	-1.6%	-1.9%	n/a	-1.7%
2018E	-5.7%	-0.8%	-1.6%	-2.9%	-1.8%	-0.9%	n/a	-1.9%
2019E	-2.6%	-1.3%	-1.9%	-2.9%	-2.1%	-1.0%	n/a	-1.8%
<b>Trade balance (US\$ bn)</b>								
2015	-3.0	19.7	3.5	-18.1	-14.7	-2.9	6.2	-9.4
2016E	2.0	47.7	5.4	-13.5	-13.1	1.9	6.6	36.9
2017	-8.5	67.0	7.9	-8.3	-10.9	6.5	21.0	74.7
2018E	-8.2	61.0	6.9	-3.8	-12.3	5.2	10.8	59.6
2019E	-6.3	52.0	3.7	-4.5	-18.6	4.0	14.9	45.2
<b>Interest rate (year-end)</b>								
2015	33.00%	14.25%	3.50%	5.75%	3.25%	3.75%	n/a	
2016	24.75%	13.75%	3.50%	7.50%	5.75%	4.25%	n/a	
2017	28.75%	7.00%	2.50%	4.75%	7.25%	3.25%	n/a	
2018E	60.00%	6.50%	2.50%	4.25%	7.75%	2.50%	n/a	
2019E	34.00%	7.50%	3.50%	5.00%	6.00%	3.50%	n/a	
<b>International reserves (US\$ bn)</b>								
2015	25.6	356.5	38.6	46.7	176.7	61.5	16.4	722.0
2016	39.3	365.0	40.5	46.7	176.5	61.7	11.0	740.8
2017	55.1	374.0	39.0	47.6	172.8	65.0	9.5	762.9
2018E	62.6	375.0	38.0	48.0	170.0	65.0	9.3	767.9
2019E	68.0	375.0	38.0	48.1	170.0	65.0	9.1	773.2
<b>Public sector balance (% GDP)</b>								
2015	-5.2%	-10.4%	-2.2%	-3.1%	-3.4%	-2.1%	n/a	-6.3%
2016	-5.9%	-9.0%	-2.7%	-3.8%	-2.5%	-2.6%	n/a	-5.6%
2017	-6.1%	-7.8%	-2.8%	-3.6%	-1.1%	-3.1%	n/a	-4.7%
2018E	-5.5%	-7.5%	-2.1%	-3.1%	-2.0%	-3.6%	n/a	-4.7%
2019E	-3.3%	-6.9%	-1.9%	-2.6%	-2.2%	-3.3%	n/a	-4.2%

E = Morgan Stanley Forecast

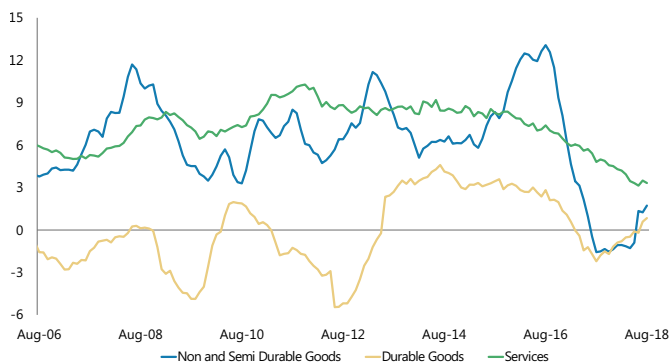
Source: Morgan Stanley Research, \*FX Strategy Team, Updated forecasts in bold,

\*\*Regional inflation and GDP figures exclude Venezuela

## What's Next? – A Closer Look

Friday, Sep 21

**Exhibit 8:** Brazil: Goods and Services Inflation (% change y-o-y)



Source: IBGE, Morgan Stanley Latam Economics

### Brazil's September IPCA-15

**Morgan Stanley Forecast: 0.15% m-o-m; Consensus: 0.18% m-o-m**

- Inflation up to mid-September should accelerate compared to August' print (-0.09%). Two opposite vectors should roughly offset each other. On one hand, fuel prices should continue to normalize after the truck drivers' strike and air fares should pick up. On the other hand, food inflation is likely to keep its deflationary trend.
- Looking ahead, we will look for signs of whether the recent FX depreciation will generate enough second round effects on inflation to worry the Central Bank and potentially increase risks around our baseline scenario of no rate hikes this year. With services inflation maintaining its gradually decelerating trend, we haven't seen many signs of second round effects so far. But if the currency depreciation generates expectations de-anchoring we believe that the central bank could eventually hike rates this year.

**Exhibit 9:** Colombia: Economic Activity Index (3mma, % change y-o-y)



Source: DANE, Morgan Stanley Latam Economics

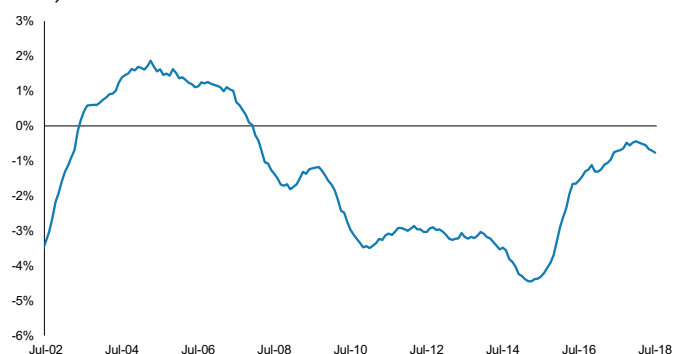
### Colombia's July Economic Activity Index

**Morgan Stanley Forecast: n/a; Consensus: 3.0% y-o-y**

- High frequency data so far into July has been mixed: a solid labor market report is overshadowed by lackluster performance on exports beyond the positive price effect within the energy segment; cement shipments, meanwhile, kept struggling – signaling construction activity remains sub-par – while sentiment indicators have shifted lower at the margin but still hold up at optimistic levels.
- A broader look at Colombia's recent growth trends points to a consumption-led growth profile. Investment growth remains flat so far this year on weak construction activity and muted machinery & equipment growth despite higher oil prices; private consumption, meanwhile, has been growing at a moderate 2.9% annualized clip in the first half of the year mostly on strength in the services segment.
- Contingent on continuity of positive momentum on the consumer front – data so far supports this trend – we could see a slight pickup on growth ahead as oil-related investments pick up and the infrastructure agenda advances.

Monday, Sep 24

**Exhibit 10:** Brazil: Current Account Balance (12-month sum, as % of GDP)



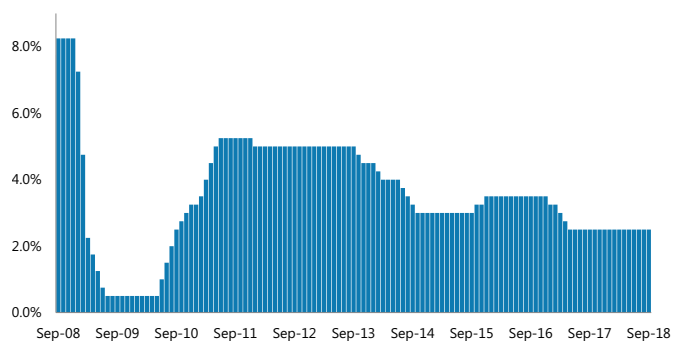
Source: BCB, Morgan Stanley Latam Economics

**Brazil's August Current Account Balance**

**Morgan Stanley Forecast: -\$1.7 billion; Consensus: n/a**

- In August, the 12-month-sum Current Account Deficit should widen to 0.8% of GDP. However, this negative print would come as a consequence of a less favorable trade balance, which was impacted by oil platforms imports. On the following months, we believe the weaker currency will reverse this trend.
- FDI should increase in the last 12 months to close to \$69 billion (from \$64 billion), which is more than enough to finance the small current account deficit. In fact, the external sector does not represent sources of concern, at this point.

**Exhibit 11:** Chile: Central Bank Target Rate (annual rate)



Source: BCCh

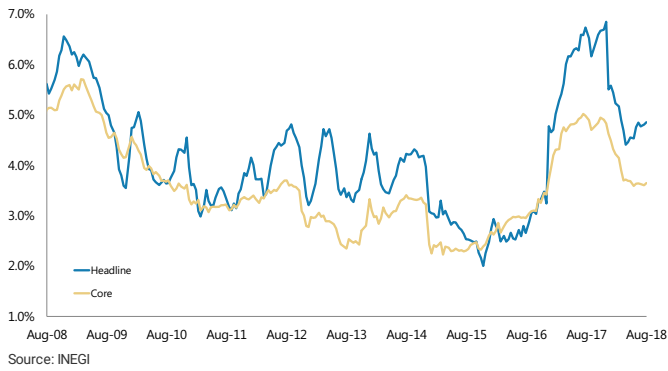
**Chile's Monetary Policy Minutes**

**Morgan Stanley Forecast: n/a; Consensus: n/a**

- The statement of the early September meeting, and the subsequent Monetary Policy Report (IPoM), showed a hawkish shift in policymakers' assessment of the economy and inflation, indicating that there seem to be conditions for rate hikes to start "in coming months." That contrasts with the previous, more open-ended tone that stressed the need for more information before considering tightening.
- The minutes will be important to gauge the degree of confidence with the new guidance and if "in coming months" involves a potential move in October or, as in the previous guidance, a December hike – swap markets are now pricing in quarter-point adjustments in October and December. Part of policymakers' more hawkish guidance, we suspect, was in response to external uncertainty and the peso's sell-off; accordingly, unless external funding conditions deteriorate further, we think that swaps pricing is overly aggressive as the minutes may show that an October hike is far from certain.



**Exhibit 12:** Mexico: Headline and Core Inflation (% change y-o-y, semi-monthly index)



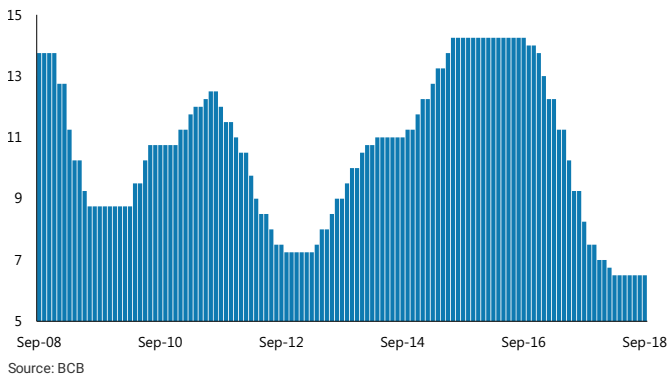
**Mexico's 1H September CPI**

**Morgan Stanley Forecast: 0.32% 1H/2H; Consensus: 0.35% 1H/2H**

- Inflation has surprised to the upside since May led by energy prices – which jumped 5.6% in the past three months – pushing the annual rate of headline inflation up to 4.90% in August, a trend that we expect to continue into September when the index should move slightly above the 5.0% mark for the first time since March.
- Absent renewed pressure from either energy costs or volatile produce prices, September should mark the peak for headline inflation, after which it seems poised to gradually shift lower into yearend.

Tuesday, Sep 25

**Exhibit 13:** Brazil: Central Bank Target Rates (annual rate)



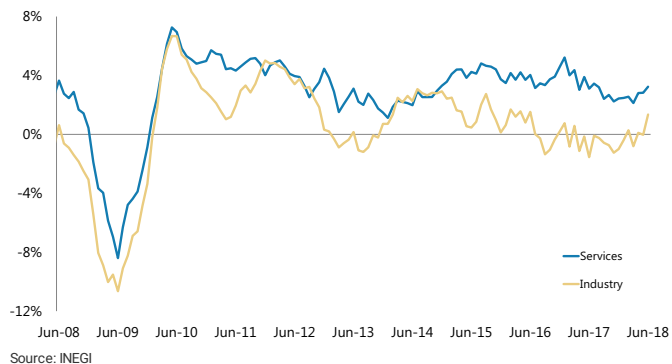
**Brazil's Monetary Policy Minutes**

**Morgan Stanley Forecast: n/a; Consensus: n/a**

- We believe the minutes will keep the tone from the central bank statement, which was a hawkish tilt by the BCB. Policymakers should continue to highlight that if the currency stays at weak levels, following the election results, and this moves inflation expectations for 2019, they would be ready to hike rates.
- They should also signal a gradual removal, which is historically associated with small hikes, as they do not foresee an inflationary outlook that would require an aggressive hike.

But depending on the degree of weakens on the currency we believe they could hike as much as 75 basis points on the next meeting.

**Exhibit 14:** Mexico: Services and Industry GDP (% change y-o-y)



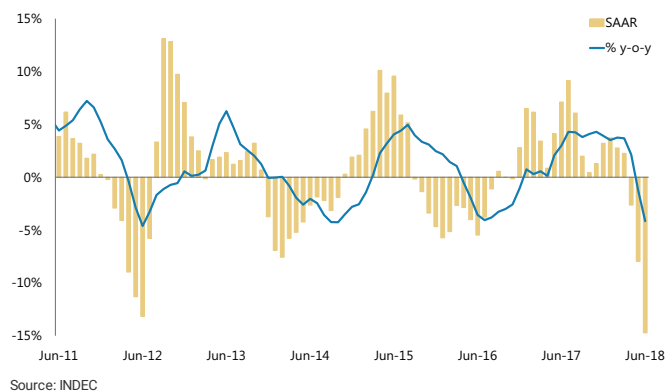
**Mexico's July IGAE**

**Morgan Stanley Forecast: 2.6% y-o-y; Consensus: n/a**

- After a strong start to the year, economic activity hit a speed bump in the second quarter contracting at a -0.2% sequential pace. Was the recent weakness just a temporary dip or the start of a more prolonged downshift? We suspect the former and activity seems poised to normalize in the third quarter.
- July's IGAE is likely to post a solid sequential gain, paving the way for a stronger third quarter. For example, industrial output rose 0.2% sequential in July led by a jump in construction, a sector whose weakness played an important role in the second-quarter GDP drop (see "[Mexico: Soft Patch or Inflection Point?](#)" in *Week Ahead in Latin America*, August 24, 2018).

Wednesday, Sep 26

**Exhibit 15:** Argentina: Economic Activity Index (% change)

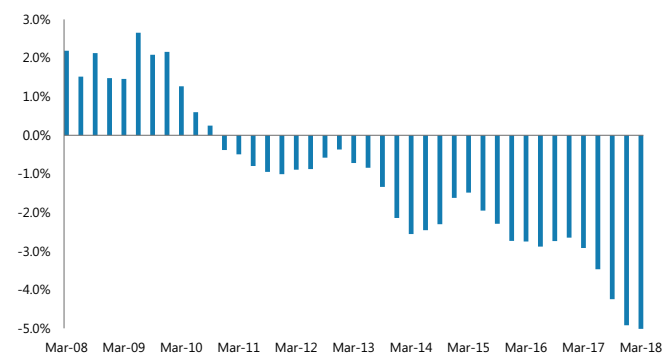


**Argentina's July Economic Activity Index (EMAE)**

**Morgan Stanley Forecast: n/a; Consensus: n/a**

- We expect activity to post a meaningful sequential bounce at the margin as, similar to the past two droughts in the country, the impact of the drought wears off in seasonally adjusted figures (see: "[Argentina 2.0: Upside and Risks](#)," August 1, 2018)
- Nevertheless, growth should remain subdued into this year and next given the confidence crisis, a very tight monetary policy stance and the swift fiscal adjustment proposed for next year. The economy should only exit the recessionary territory in 2Q2019 on the back of normalization in the upcoming agricultural harvest coupled with prospects for a more stable macro backdrop (see: "[Argentina: What You Need to Know Ahead of the Adjustment](#)," September 6, 2018).

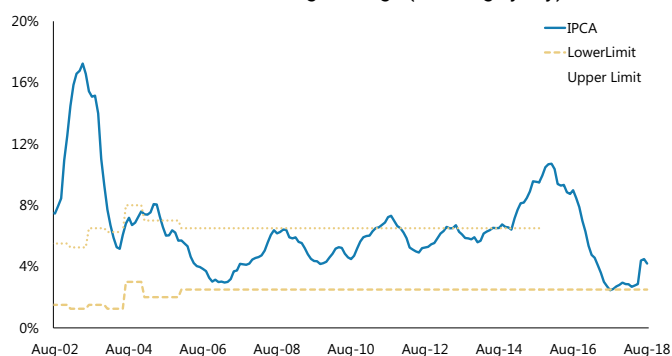
Thursday, Sep 27

**Exhibit 16:** Argentina: Current Account Balance (4Q rolling, as % of GDP)

Source: INDEC

**Argentina's 2Q Balance of Payments****Morgan Stanley Forecast: -8.9 billion (C/A); Consensus: n/a**

- The second quarter Balance of Payments report is likely to keep portraying a widening current account deficit, as the external adjustment only began towards the end of the reference period. Goods trade figures were hurt by the drought while high frequency data suggests that services narrowed mildly and the income account kept widening on the back of rising interest payments.
- Going forward, we expect a swift adjustment on the current account given the much weaker REER – back to levels last seen in 2011 – which should trim goods imports and services outflows materially as well as upside from exports into next year as agricultural output normalizes and industrial exports benefit from a gradual recovery in Brazil. Indeed, we have already begun seeing signs of adjusting external accounts, such as the tourism balance into July and falling imports of goods at the margin.
- We see the current account deficit closing next year close to the US\$10 billion handle (2.6%GDP), a meaningful adjustment from the US\$31 billion level (5.0%GDP) seen in 2017. The current account correction and stabilization of the macro backdrop should mean that financial account inflows, even if reduced, should suffice to keep the currency from depreciating much further and stop the ongoing drainage of reserves.

**Exhibit 17:** Brazil: Inflation Target Range (% change y-o-y)

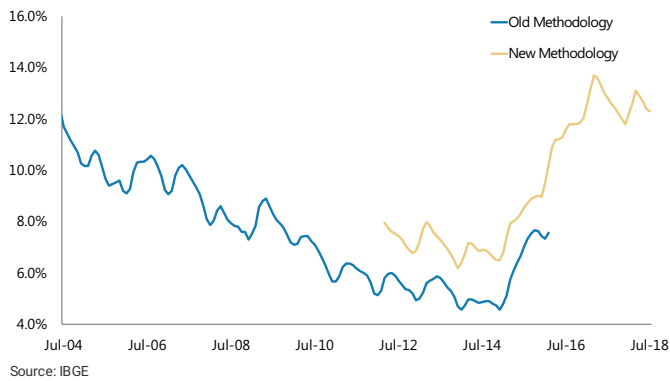
Source: IBGE, BCB

**Brazil's 3Q Inflation Report****Morgan Stanley Forecast: n/a; Consensus: n/a**

- The central bank should show its inflation forecasts, given the new FX level and 2019 inflation expectation should stay above the 4.25% target. In case the expectations move far beyond the target, depending on how the currency behaves after the elections, this could trigger a rate hike.
- In our recent report we explore different scenarios for FX and rates on different policy choices by the future president (see [here](#)), where we believe that if the currency breaches 4.70 a 75 bps hikes could be needed.

Friday, Sep 28

**Exhibit 18:** Brazil: National Unemployment Rate (%)

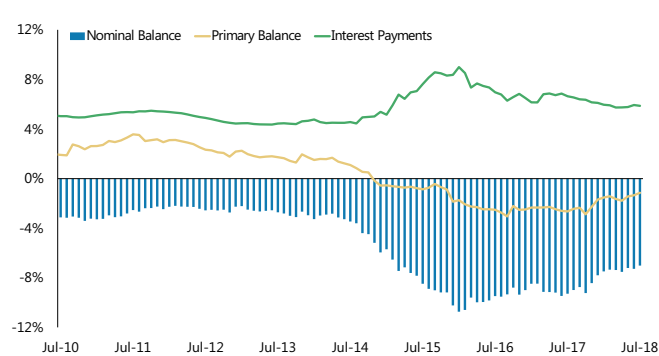


**Brazil's August National Unemployment Rate**  
**Morgan Stanley Forecast: 12.2%; Consensus: n/a**

- Compared to same quarter of 2017, we believe unemployment rate will be 0.4 p.p. lower decreasing to 12.2%. Once seasonally adjusted, we expect unemployment to remain roughly stable around 12.2%. The bulk of this better number is due to informal jobs. Formal job creation should continue to post positive numbers, but admissions have decreased over the past months. Regarding real wages, they should grow as a consequence of the payback seen on August inflation from the trucker's strike.

- Additionally, uncertainty regarding the elections have been hitting consumer and business sentiment, hence possibly impacting the labor market.

**Exhibit 19:** Brazil: Fiscal Balance (12-month sum, as % of GDP)



\*Excludes Petrobras Capitalization  
 Source: BCB, Morgan Stanley Latam Economics

**Brazil's August Primary Budget Balance**  
**Morgan Stanley Forecast: -R\$ 25.6 billion; Consensus: n/a**

- Primary Balance should post yet another deficit in August, mainly as a result of pressures on the expenditure side, as salary bonuses and social security spending are likely to increase in the central government, highlighting Brazil's main fiscal issue. Despite that, we expect regional governments and SOEs to deliver a surplus.
- For the remainder of the year, we believe the government will be able to deliver its target of R\$ 159 billion deficit for 2018 with ease. However, the need of a deeper fiscal adjustment is

becoming ever more pressing, and will certainly be one of the next administration's main challenges (see "[Brazil: Beyond the Elections](#)", in *Looking Back to Look Ahead: A Defining Vote*, September 4, 2018).

**Exhibit 20:** Chile: Unemployment Rate (seasonally adjusted, 3mma, % of labor force)



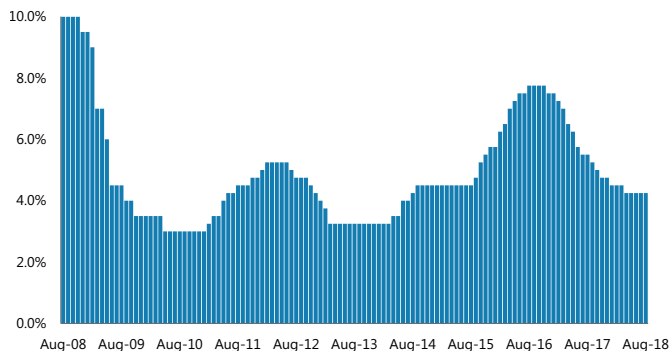
Source: INE, Morgan Stanley Latam Economics

**Chile's August Unemployment Rate**

**Morgan Stanley Forecast: 7.1%; Consensus: n/a**

- Job markets have been lagging the strong performance of the broader economy: the July release put unemployment at the highest in five months (6.9%) and job creation running at the slowest annual pace in nearly a year and a half (1.4%).
- Aggregate numbers, however, mask some positive news: salaried workers are outperforming (up 2.3%) and though the public sector job growth is still leading, private hiring is gaining ground as well.

**Exhibit 21:** Colombia: Central Bank Target Rate (annual rate)



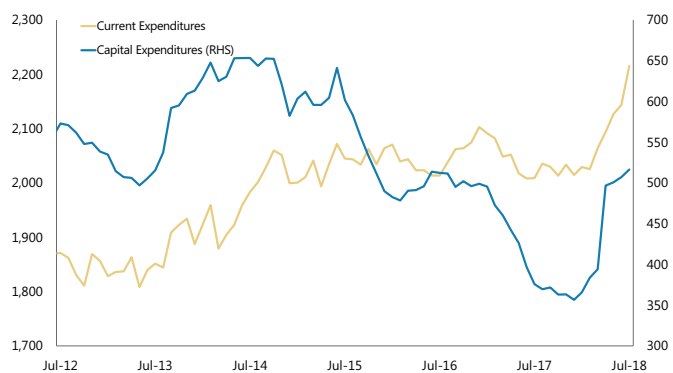
Source: BanRep

**Colombia's Monetary Policy Meeting**

**Morgan Stanley Forecast: 4.25%; Consensus: 4.25%**

- We expect BanRep to remain on-hold for a prolonged period. While domestic inflation remains well-behaved – signs of pass-through from the weaker FX thus far have been scant – and activity continues running below potential, a more adverse backdrop for emerging markets does not favor easing, particularly in countries with relatively elevated external exposure such as Colombia (see: "[EM Strategy: EM Technical Watch: A Tricky Set-up into September](#)," August 28, 2018).
- Looking ahead, we expect policymakers to begin tightening policy – it is currently in slightly expansionary territory – and bring the policy stance back to neutral as activity gains traction into 2019: our call is for rate hikes to begin in the second half of next year and rise by 75bps to the 5.00% level by the end of the year.

**Exhibit 22:** Mexico: Real Public Sector Expenditures (6mma, seasonally adjusted, M\$ billion)



Source: SHCP, Morgan Stanley Latam Economics

**Mexico's August Tax Revenues (Real) Morgan Stanley Forecast: n/a; Consensus: n/a**

- Above-budget revenues so far this year, which are running nearly 1.8% of GDP above estimates thanks to higher oil prices and non-oil receipts as well, make fiscal targets – a primary surplus of 0.8% of GDP – quite achievable.
- While the 2019 budget could be submitted to congress as late as mid-December, comments by members of the incoming administration point to a largely inertial package that will closely resemble the preliminary version – that included a primary surplus of 0.9% of GDP and overall deficit of -2.5% of GDP, both very close to the 2018 targets – unveiled in March

of this year by the current administration.

## Recent Reports

Title	Date
<a href="#">Latin America: Macro Notes From London</a> Arthur Carvalho, Luis Arcentales and Fernando Sedano	September 14, 2018
<a href="#">Argentina: In Adjustment Mode</a> Fernando Sedano and Lucas Almeida	September 7, 2018
<a href="#">Argentina Economics and Strategy: What You Need to Know Ahead of the Adjustment</a> Fernando Sedano, Lucas Almeida, Simon Waever, Cesar Medina, Guilherme Paiva, Andres Jaime, Gilberto Hernandez-Gomez and Ioana Zamfir	September 6, 2018
<a href="#">Brazil Economics and Strategy: Looking Back to Look Ahead: A Defining Vote</a> Arthur Carvalho, Thiago Machado, Guilherme Paiva, Simon Waever, Andres Jaime, Ioana Zamfir, et. al.	September 4, 2018
<a href="#">Mexico Equity Strategy and Economics: NAFTA 1.1 - Lighter Than a 2.0 Reboot</a> Luis Arcentales, Nikolaj Lippmann and Alejandra Obregon	August 30, 2018
<a href="#">Mexico: Soft Patch or Inflection Point?</a> Luis Arcentales and Lucas Almeida	August 24, 2018
<a href="#">Venezuela: New Measures, Similar Results</a> Fernando Sedano and Lucas Almeida	August 17, 2018
<a href="#">Andean Economics, Equity and Fixed Income Strategy: Weaker Copper Prices? Buy Chile and Peru. Here's Why.</a> Luis Arcentales, Guilherme Paiva, Cesar Medina, Carlos de Alba, et. al.	August 15, 2018
<a href="#">Latin America: The Implications of Rising Oil</a> Lucas Almeida and Thiago Machado	August 10, 2018
<a href="#">Argentina: Argentina 2.0: Upsides and Risks</a> Cesar Medina, Guilherme Paiva, Jorge Kuri, Valentina Rodriguez, Fernando Sedano and Lucas Almeida	August 1, 2018
<a href="#">Brazil: Rates - No Hike (Again)</a> Arthur Carvalho	July 27, 2018
<a href="#">Mexico Financial Institutions: Follow the Mix</a> Luis Arcentales, Jorge Kuri, Jorge Echevarria, Karina Martins	July 25, 2018
<a href="#">Mexico: Putting the Tightening Cycle Behind</a> Luis Arcentales, Andres Jaime	July 20, 2018
<a href="#">Argentina Economics &amp; Strategy: Finally a Funding Fix?</a> Fernando Sedano, Simon Waever, Andres Jaime, Gilberto Hernandez-Gomez	July 16, 2018
<a href="#">Argentina: Managing Scarcity (Again)</a> Fernando Sedano	July 13, 2018
<a href="#">Mexico Economics &amp; Strategy: Strong Mandate and Fundamentals, but Uncertainty Lingers</a> Luis Arcentales, Nikolaj Lippman, Andres Jaime, Simon Waever and Alejandra Obregon	July 3, 2018
<a href="#">Brazil: Is the Central Bank Right?</a> Arthur Carvalho	June 29, 2018
<a href="#">Mexico: After July 1</a> Luis Arcentales and Nikolaj Lippmann	June 29, 2018

## Disclosure Section

The information and opinions in Morgan Stanley Research were prepared by Morgan Stanley & Co. LLC, and/or Morgan Stanley C.T.V.M. S.A., and/or Morgan Stanley Mexico, Casa de Bolsa, S.A. de C.V., and/or Morgan Stanley Canada Limited. As used in this disclosure section, "Morgan Stanley" includes Morgan Stanley & Co. LLC, Morgan Stanley C.T.V.M. S.A., Morgan Stanley Mexico, Casa de Bolsa, S.A. de C.V., Morgan Stanley Canada Limited and their affiliates as necessary.

For important disclosures, stock price charts and equity rating histories regarding companies that are the subject of this report, please see the Morgan Stanley Research Disclosure Website at [www.morganstanley.com/researchdisclosures](http://www.morganstanley.com/researchdisclosures), or contact your investment representative or Morgan Stanley Research at 1585 Broadway, (Attention: Research Management), New York, NY, 10036 USA.

For valuation methodology and risks associated with any recommendation, rating or price target referenced in this research report, please contact the Client Support Team as follows: US/Canada +1 800 303-2495; Hong Kong +852 2848-5999; Latin America +1 718 754-5444 (U.S.); London +44 (0)20-7425-8169; Singapore +65 6834-6860; Sydney +61 (0)2-9770-1505; Tokyo +81 (0)3-6836-9000. Alternatively you may contact your investment representative or Morgan Stanley Research at 1585 Broadway, (Attention: Research Management), New York, NY 10036 USA.

### Global Research Conflict Management Policy

Morgan Stanley Research has been published in accordance with our conflict management policy, which is available at [www.morganstanley.com/institutional/research/conflictolicies](http://www.morganstanley.com/institutional/research/conflictolicies).

### Important Disclosures

Morgan Stanley is not acting as a municipal advisor and the opinions or views contained herein are not intended to be, and do not constitute, advice within the meaning of Section 975 of the Dodd-Frank Wall Street Reform and Consumer Protection Act.

Morgan Stanley Research does not provide individually tailored investment advice. Morgan Stanley Research has been prepared without regard to the circumstances and objectives of those who receive it. Morgan Stanley recommends that investors independently evaluate particular investments and strategies, and encourages investors to seek the advice of a financial adviser. The appropriateness of an investment or strategy will depend on an investor's circumstances and objectives. The securities, instruments, or strategies discussed in Morgan Stanley Research may not be suitable for all investors, and certain investors may not be eligible to purchase or participate in some or all of them. Morgan Stanley Research is not an offer to buy or sell or the solicitation of an offer to buy or sell any security/instrument or to participate in any particular trading strategy. The value of and income from your investments may vary because of changes in interest rates, foreign exchange rates, default rates, prepayment rates, securities/instruments prices, market indexes, operational or financial conditions of companies or other factors. There may be time limitations on the exercise of options or other rights in securities/instruments transactions. Past performance is not necessarily a guide to future performance. Estimates of future performance are based on assumptions that may not be realized. If provided, and unless otherwise stated, the closing price on the cover page is that of the primary exchange for the subject company's securities/instruments.

The fixed income research analysts, strategists or economists principally responsible for the preparation of Morgan Stanley Research have received compensation based upon various factors, including quality, accuracy and value of research, firm profitability or revenues (which include fixed income trading and capital markets profitability or revenues), client feedback and competitive factors. Fixed Income Research analysts', strategists' or economists' compensation is not linked to investment banking or capital markets transactions performed by Morgan Stanley or the profitability or revenues of particular trading desks.

With the exception of information regarding Morgan Stanley, Morgan Stanley Research is based on public information. Morgan Stanley makes every effort to use reliable, comprehensive information, but we make no representation that it is accurate or complete. We have no obligation to tell you when opinions or information in Morgan Stanley Research change apart from when we intend to discontinue equity research coverage of a subject company. Facts and views presented in Morgan Stanley Research have not been reviewed by, and may not reflect information known to, professionals in other Morgan Stanley business areas, including investment banking personnel.

Morgan Stanley may make investment decisions that are inconsistent with the recommendations or views in this report.

To our readers based in Taiwan or trading in Taiwan securities/instruments: Information on securities/instruments that trade in Taiwan is distributed by Morgan Stanley Taiwan Limited ("MSTL"). Such information is for your reference only. The reader should independently evaluate the investment risks and is solely responsible for their investment decisions. Morgan Stanley Research may not be distributed to the public media or quoted or used by the public media without the express written consent of Morgan Stanley. Any non-customer reader within the scope of Article 7-1 of the Taiwan Stock Exchange Recommendation Regulations accessing and/or receiving Morgan Stanley Research is not permitted to provide Morgan Stanley Research to any third party (including but not limited to related parties, affiliated companies and any other third parties) or engage in any activities regarding Morgan Stanley Research which may create or give the appearance of creating a conflict of interest. Information on securities/instruments that do not trade in Taiwan is for informational purposes only and is not to be construed as a recommendation or a solicitation to trade in such securities/instruments. MSTL may not execute transactions for clients in these securities/instruments.

Morgan Stanley is not incorporated under PRC law and the research in relation to this report is conducted outside the PRC. Morgan Stanley Research does not constitute an offer to sell or the solicitation of an offer to buy any securities in the PRC. PRC investors shall have the relevant qualifications to invest in such securities and shall be responsible for obtaining all relevant approvals, licenses, verifications and/or registrations from the relevant governmental authorities themselves. Neither this report nor any part of it is intended as, or shall constitute, provision of any consultancy or advisory service of securities investment as defined under PRC law. Such information is provided for your reference only.

Morgan Stanley Research is disseminated in Brazil by Morgan Stanley C.T.V.M. S.A.; in Mexico by Morgan Stanley México, Casa de Bolsa, S.A. de C.V. which is regulated by Comision Nacional Bancaria y de Valores. Paseo de los Tamarindos 90, Torre 1, Col. Bosques de las Lomas Floor 29, 05120 Mexico City; in Japan by Morgan Stanley MUFG Securities Co., Ltd. and, for Commodities related research reports only, Morgan Stanley Capital Group Japan Co., Ltd; in Hong Kong by Morgan Stanley Asia Limited (which accepts responsibility for its contents) and by Morgan Stanley Asia International Limited, Hong Kong Branch; in Singapore by Morgan Stanley Asia (Singapore) Pte. (Registration number 199206298Z) and/or Morgan Stanley Asia (Singapore) Securities Pte Ltd (Registration number 200008434H), regulated by the Monetary Authority of Singapore (which accepts legal responsibility for its contents and should be contacted with respect to any matters arising from, or in connection with, Morgan Stanley Research) and by Morgan Stanley Asia International Limited, Singapore Branch (Registration number T11FC0207F); in Australia to "wholesale clients" within the meaning of the Australian Corporations Act by Morgan Stanley Australia Limited A.B.N. 67 003 734 576, holder of Australian financial services license No. 233742, which accepts responsibility for its contents; in Australia to "wholesale clients" and "retail clients" within the meaning of the Australian Corporations Act by Morgan Stanley Wealth Management Australia Pty Ltd (A.B.N. 19 009 145 555, holder of Australian financial services license No. 240813, which accepts responsibility for its contents; in Korea by Morgan Stanley & Co International plc, Seoul Branch; in India by Morgan Stanley India Company Private Limited; in Vietnam this report is issued by Morgan Stanley Singapore Holdings; in Canada by Morgan Stanley Canada Limited, which has approved of and takes responsibility for its contents in Canada; in Germany by Morgan Stanley Bank AG, Frankfurt am Main and Morgan Stanley Private Wealth Management Limited, Niederlassung Deutschland, regulated by Bundesanstalt fuer Finanzdienstleistungsaufsicht (BaFin); in Spain by Morgan Stanley, S.V., S.A., a Morgan Stanley group company, which is supervised by the Spanish Securities Markets Commission (CNMV) and states that Morgan Stanley Research has been written and distributed in accordance with the rules of conduct applicable to financial research as established under Spanish regulations; in the United States by Morgan Stanley & Co. LLC, which accepts



responsibility for its contents. Morgan Stanley & Co. International plc, authorized by the Prudential Regulatory Authority and regulated by the Financial Conduct Authority and the Prudential Regulatory Authority, disseminates in the UK research that it has prepared, and approves solely for the purposes of section 21 of the Financial Services and Markets Act 2000, research which has been prepared by any of its affiliates. RMB Morgan Stanley Proprietary Limited is a member of the JSE Limited and regulated by the Financial Services Board in South Africa. RMB Morgan Stanley Proprietary Limited is a joint venture owned equally by Morgan Stanley International Holdings Inc. and RMB Investment Advisory (Proprietary) Limited, which is wholly owned by FirstRand Limited. The trademarks and service marks contained in Morgan Stanley Research are the property of their respective owners. Third-party data providers make no warranties or representations relating to the accuracy, completeness, or timeliness of the data they provide and shall not have liability for any damages relating to such data. The Global Industry Classification Standard (GICS) was developed by and is the exclusive property of MSCI and S&P.

Morgan Stanley Research, or any portion thereof may not be reprinted, sold or redistributed without the written consent of Morgan Stanley.

The information in Morgan Stanley Research is being communicated by Morgan Stanley & Co. International plc (DIFC Branch), regulated by the Dubai Financial Services Authority (the DFSA), and is directed at Professional Clients only, as defined by the DFSA. The financial products or financial services to which this research relates will only be made available to a customer who we are satisfied meets the regulatory criteria to be a Professional Client.

The information in Morgan Stanley Research is being communicated by Morgan Stanley & Co. International plc (QFC Branch), regulated by the Qatar Financial Centre Regulatory Authority (the QFCRA), and is directed at business customers and market counterparties only and is not intended for Retail Customers as defined by the QFCRA.

As required by the Capital Markets Board of Turkey, investment information, comments and recommendations stated here, are not within the scope of investment advisory activity. Investment advisory service is provided exclusively to persons based on their risk and income preferences by the authorized firms. Comments and recommendations stated here are general in nature. These opinions may not fit to your financial status, risk and return preferences. For this reason, to make an investment decision by relying solely to this information stated here may not bring about outcomes that fit your expectations.

© 2018 Morgan Stanley